

Register for an Account

The online permit center allows register users to submit engineering plan checks, permit applications, review application status, schedule inspections and make payments.

Click on Register for an Account or Create an Account



Home Building Planning Code Compliance Fire Public Works Engineering

Advanced Search ▾

Welcome to the new Citizen Portal

We are pleased to offer our citizens, businesses, and visitors access to government services online, 24 hours a day, 7 days a week.

In partnership with [Accela, Inc.](#), we are fulfilling our promise to deliver powerful e-government services and provide valuable information about the community while making your interactions with us more efficient, convenient, and interactive. To use ALL the services we provide you must register and create a user account. You can view information, get questions answered and have limited services as an anonymous user. We trust this will provide you with a new, higher level of service that makes living and working in our community a more enjoyable experience.

What would you like to do today?

To get started, select one of the services listed below:

General Information

- Lookup Property Information
- Search for a Licensee

Planning

- Search Applications
- Schedule an Inspection

Fire

- Search Applications

Engineering

- Search Applications
- Schedule an Inspection

Building

- Search Applications
- Schedule an Inspection

Code Compliance

- Create an Application
- Search Applications

Public Works

- Search Applications
- Schedule an Inspection

Sign In

USER NAME OR E-MAIL: *

PASSWORD: *

[Forgot Password?](#)

Sign In

Remember me on this device

Not Registered?

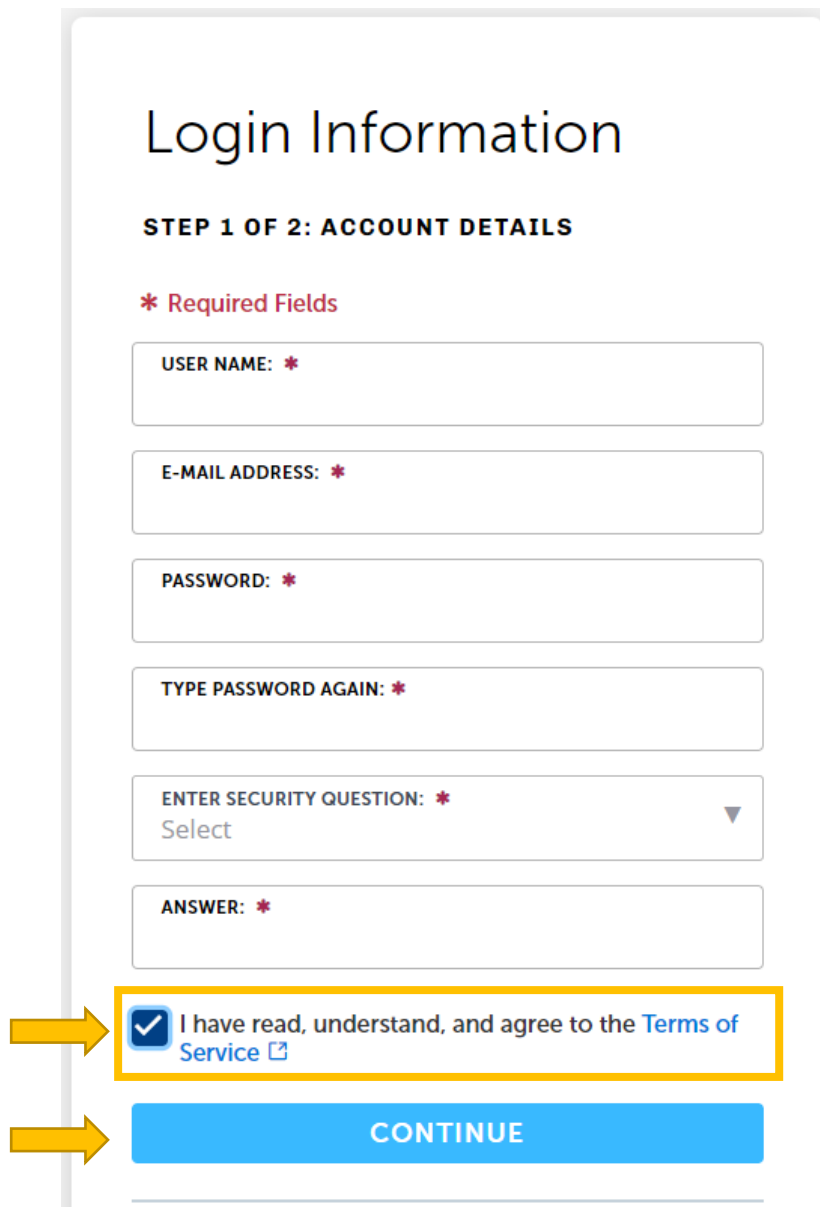
CREATE AN ACCOUNT



Step 1: Account Registration

Create user name and provide contact information.

- User name and email address have to be unique to the system. The user name has to be between 4 - 32 characters and may contain the following special characters: @ _ - .)
- If your email address is on file as another register user, please use the: "forgot password" from the login page to retrieve the password.
- Create and confirm password, must be between 8 to 20 characters.
- Create a security question & answer, this will be used if retrieval of password is needed.
- Read and accept the terms & conditions by placing a checkmark next to 'I have read and accepted the above terms' and then click **Continue**.



Login Information

STEP 1 OF 2: ACCOUNT DETAILS

*** Required Fields**

USER NAME: *


E-MAIL ADDRESS: *

PASSWORD: *

TYPE PASSWORD AGAIN: *

ENTER SECURITY QUESTION: *
Select ▼

ANSWER: *

I have read, understand, and agree to the [Terms of Service](#) 

CONTINUE

Step 1 (cont.): Account Registration

- Select a Contact Type

Select Contact Type

STEP 2 OF 2: CONTACT DETAILS

Individual

Organization

[Back](#)

Step 2: Contact Information

- Fill out required fields under Contact Information, and click Submit.

*** Required Fields**

FIRST: *

MIDDLE:

LAST: *

NAME OF BUSINESS:

COUNTRY:
Select

ADDRESS LINE 1: *

CITY: *

STATE: *
Select

ZIP: *

HOME PHONE:

WORK PHONE:

MOBILE PHONE:

FAX:

E-MAIL:


[Submit](#)

Step 3: Activation

- Check the email address provided as the confirmation email has been sent.

Home Building Planning Code Compliance Fire Public Works Engineering

Advanced Search ▾

 Your account is successfully registered.

Congratulations. You have successfully registered an account.

Account Information

User Name: ACA test
E-mail:
Password: *****
Security Question:
To what city did you go the first time you flew on a plane?

Contact Information

ACA Test Home Phone:
8353 Sierra Ave Work Phone:
Mobile Phone:
Fax: